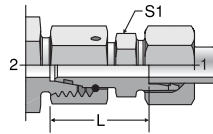


DA

Distance Piece Adapter
Flareless Swivel / 24° Flareless

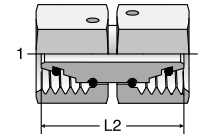


TUBE FITTING PART #	END SIZE		L (mm)	S1 (mm)	Pressure Rating (bar)					
	1 (mm)	2 Metric			EO			EO-2		
					CF	71	MS	CF	71	
DA06L	6	M12 x 1.5	36	12	500	315	200	500	315	
DA08L	8	M14 x 1.5	36	14	500	315	200	500	315	
DA10L	10	M16 x 1.5	36	17	500	315	200	500	315	
DA12L	12	M18 x 1.5	36	19	400	315	200	400	315	
DA15L	15	M22 x 1.5	36	24	400	315	200	400	315	
DA18L	18	M26 x 1.5	36	27	400	315	200	400	315	
DA22L	22	M30 x 2	40	32	250	160	100	250	160	
DA28L	28	M36 x 2	40	41	250	160	100	250	160	
DA35L	35	M45 x 2	50	46	250	160	100	250	160	
DA42L	42	M52 x 2	60	55	250	160	100	250	160	
DA06S	6	M14 x 1.5	36	14	800	630	400	800	630	
DA08S	8	M16 x 1.5	36	17	800	630	400	800	630	
DA10S	10	M18 x 1.5	36	19	800	630	400	800	630	
DA12S	12	M20 x 1.5	36	22	630	630	400	630	630	
DA14S	14	M22 x 1.5	40	24	630	630	400	630	630	
DA16S	16	M24 x 1.5	40	27	630	400	250	630	400	
DA20S	20	M30 x 2	46	32	420	400	250	420	400	
DA25S	25	M36 x 2	50	41	420	400	250	420	400	
DA30S	30	M42 x 2	56	46	420	400	250	420	400	
DA38S	38	M52 x 2	60	55	420	315	200	420	315	

For EO-2 part number, insert "Z" between size and pressure series.
Example: DA06ZLCF

GZ

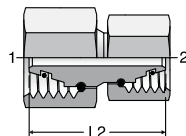
Swivel Union
Flareless Swivel / Flareless Swivel



TUBE FITTING PART #	END SIZE 1 & 2 Metric	L2 (mm)	Pressure Rating (bar)	
			EO	
			CF	71
GZ06L	M12 x 1.5	32	500	315
GZ08L	M14 x 1.5	32	500	315
GZ10L	M16 x 1.5	33	500	315
GZ12L	M18 x 1.5	33	400	315
GZ15L	M22 x 1.5	38	400	315
GZ18L	M26 x 1.5	36	400	315
GZ22L	M30 x 2	42	250	160
GZ28L	M36 x 2	46	250	160
GZ35L	M45 x 2	48	250	160
GZ42L	M52 x 2	52	250	160
GZ06S	M14 x 1.5	32	800	630
GZ08S	M16 x 1.5	33	800	630
GZ10S	M18 x 1.5	33	800	630
GZ12S	M20 x 1.5	36	630	630
GZ14S	M22 x 1.5	39	630	630
GZ16S	M24 x 1.5	39	630	400
GZ20S	M30 x 2	44	420	400
GZ25S	M36 x 2	46	420	400
GZ30S	M42 x 2	52	420	400
GZ38S	M52 x 2	52	420	315

GZR

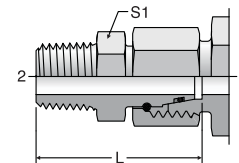
Swivel Union Reducer
Flareless Swivel / Flareless Swivel



TUBE FITTING PART #	END SIZE		L2 (mm)	Pressure Rating (bar)	
	1 Metric	2 Metric		EO	
				CF	50
GZR06L/06S	M14 x 1.5	M12 x 1.5	32	500	500
GZR08L/08S	M16 x 1.5	M14 x 1.5	33	500	500
GZR10L/10S	M18 x 1.5	M16 x 1.5	33	500	500
GZR12L/12S	M20 x 1.5	M18 x 1.5	36	400	400
GZR12L/08L	M18 x 1.5	M14 x 1.5	33	400	400
GZR15L/08L	M22 x 1.5	M14 x 1.5	38	400	400
GZR15L/12L	M22 x 1.5	M18 x 1.5	38	400	400
GZR18L/16S	M26 x 1.5	M24 x 1.5	39	400	400
GZR22L/20S	M30 x 2	M30 x 2	44	250	250
GZR28L/25S	M36 x 2	M36 x 2	46	250	250
GZR28L/22L	M36 x 2	M30 x 2	46	250	250
GZR35L/30S	M45 x 2	M42 x 2	52	250	250
GZR42L/38S	M52 x 2	M52 x 2	52	250	250
GZR16S/15L	M24 x 1.5	M22 x 1.5	39	400	400
GZR20S/18L	M30 x 2	M26 x 1.5	44	400	400
GZR25S/22L	M36 x 2	M30 x 2	46	250	250
GZR30S/28L	M42 x 2	M36 x 2	52	250	250
GZR38S/35L	M52 x 2	M45 x 2	52	250	250

EGE-NPT

Swivel Connector
Flareless Swivel / NPT



TUBE FITTING PART #	END SIZE		L (mm)	S1 (mm)	Pressure Rating (bar)	
	1 Metric	2 NPT			EO	
					CF	50
EGE06L1/8NPT	M12 x 1.5	1/8-27	31.5	11	315	315
EGE08L1/4NPT	M14 x 1.5	1/4-18	37.5	14	315	315
EGE10L1/4NPT	M16 x 1.5	1/4-18	38.0	14	315	315
EGE12L3/8NPT	M18 x 1.5	3/8-18	40.0	19	315	315
EGE15L1/2NPT	M22 x 1.5	1/2-14	49.5	22	315	315
EGE18L1/2NPT	M26 x 1.5	1/2-14	49.0	24	315	315
EGE22L3/4NPT	M30 x 2	3/4-14	52.0	27	160	160
EGE28L1NPT	M36 x 2	1-11 1/2	61.0	36	160	160
EGE35L11/4NPT	M45 x 2	1 1/4-11 1/2	65.5	46	160	160
EGE42L11/2NPT	M52 x 2	1 1/2-11 1/2	68.5	50	160	160
EGE06S1/4NPT	M14 x 1.5	1/4-18	37.5	14	630	630
EGE08S1/4NPT	M16 x 1.5	1/4-18	38.0	14	630	630
EGE10S3/8NPT	M18 x 1.5	3/8-18	40.5	19	630	630
EGE12S3/8NPT	M20 x 1.5	3/8-18	42.0	19	630	630
EGE14S1/2NPT	M22 x 1.5	1/2-14	50.5	22	630	630
EGE16S1/2NPT	M24 x 1.5	1/2-14	51.0	22	400	400
EGE20S3/4NPT	M30 x 2	3/4-14	54.0	27	400	400
EGE25S1NPT	M36 x 2	1-11 1/2	63.5	36	400	400
EGE30S11/4NPT	M42 x 2	1 1/4-11 1/2	70.5	46	400	400
EGE38S11/2NPT	M52 x 2	1 1/2-11 1/2	73.5	50	315	315

Dimensions and pressures for reference only, subject to change.